


AN 'APPLE-TITE' FOR PRACTICE




#1

ADD AN
APPLE
TO YOUR
TREE




#2

ADD AN
APPLE
TO YOUR
TREE



#3

ADD AN
APPLE
TO YOUR
TREE



#4

ADD AN
APPLE
TO YOUR
TREE

I COMPLETED MY "APPLE-TITE" FOR PRACTICE INCENTIVE ON
DATE: _____

SIGNED BY MY TEACHER:

4 APPLES ON YOUR TREE
MEANS A COMPLETED
TREE... AND
THAT MEANS YOU
WIN A PRIZE!

TASK #1

Complete 3 days of practice in a row. Place a check mark in the circles to the right for each day you practice. Perform one of your pieces for a relative over the phone. Write your relative's name in the box beside.



TASK #2

Practice 4 times in one day. Write the date in the box. In addition, practice once before school on Thursday and once after dinner on Saturday. Practice for 20 minutes on Sunday. Check a circle each time you complete these tasks.

I practiced 4 times in
one day on...



TASK #3

Practice for 5 days in a row. On Saturday or Sunday practice 6 times in one day (5 min per time.) and then perform every piece you have worked on since the beginning of September for your pet, your brother, your sister or a friend.

5 days in a row?

6 times in one day +
performance?

FINAL TASK...

Prepare this week to complete the following tasks in your piano lesson:

PERFORM A PIECE FROM MEMORY.

SIGHT-READ A PIECE OF YOUR TEACHER'S CHOOSING.

CLAP BACK 4 RHYTHMS CORRECTLY.

PLAY BACK 2 MELODIES CORRECTLY.