










WUNDER KEYS

SIGHT-READING PRACTICE

- 1 **Close your eyes** while your teacher uses a colored crayon to draw a line that begins at the parrot, passes through four circles, and ends at the treasure chest.
- 2 **Open your eyes** and then, with your left hand in the C 5-finger position, play the four notes that rest on the path drawn in Step 1.
- 3 Next, your teacher will **draw a path** with a different crayon so you can play again.



PRIMER LEVEL