
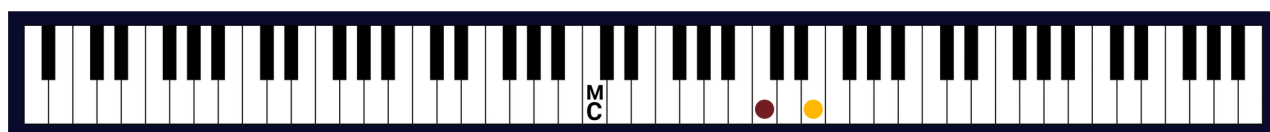





**STEP 1** The colored dots indicate where you will place your fingers.



## STEP 2

Listen and watch as I play your part. Now, place your fingers on the piano according to Step 1 and give it a try.



## STEP 3

Got it? Cool! Next, I will begin playing the piano piece on the following page. When it is time to play your part I will nod my head. Let's get started!



# DING DONG

Rollicking ♩ = 152

5 2 1

*mf*

**NOD**

*LH plays 8vb throughout*

5

*p*

**NOD**

1 5

9

*mf*

1 1 2

13

*f*

**NOD**

**NOD**

**"TRICK OR TREAT!"**

1 4 3