





RAINBOW ROAD NOTE READING

- 1 Place your game marker on the unicorn.
- 2 Roll a die and move your marker along the squares. Look at the note image on the square where your marker is resting. Cross out a note name in Set 1 below that corresponds to the note image.
- 3 Repeat Step 2 until your game marker reaches the rainbow (you win) or you land on a note image that does not have an available corresponding note name in Set 1 (you lose). Play again using Set 2.



SET 1

G A B C D D B

SET 2

C A D C B A G