





# CHICKEN TRAIL NOTE READING

- 1 Place your game marker on the chicken.
- 2 Roll a die and move your marker along the squares. Look at the note image on the square where your marker is resting. Cross out a note name in Set 1 below that corresponds to the note image.
- 3 Repeat Step 2 until your game marker reaches the nest (you win) or you land on a note image that does not have an available corresponding note name in Set 1 (you lose). Play again using Set 2.



CLUCK!


CLUCK!



CLUCK!

CLUCK!

CLUCK!



SET 1

C D E F G C E

SET 2

F D G F G E C