

It's January, and that means it's time to teach your piano students how to set some goals. If kids are going to progress they need to become an active part of the lesson planning process.

In this file we are sharing an all-ages homework printable that should be in every piano binder. Your students can use it to track their two-month progress toward a lesson goal.

PIANO GOAL TRACKING



- 1 In the box at the top of the table, write a piano goal you would like to achieve in the next two months.
- 2 Once a week, check in on your goal by recording the date and then coloring in a box that corresponds to where you are at in your learning progress.

| I can | | | | |
|-------|----------------------|---------------------------|-------------------|----------------------------|
| Date | I'm getting started. | I'm making some progress. | I'm almost there! | I did it! I really did it! |
| | | | | |
| | | | | |
| | | | | |
| | | | | |



WUNDERKEYS PRIMER PIANO


In Book 1 students will gain an understanding of the keyboard, read rhythmic notation, develop aural awareness, explore correct piano posture and hand shape, learn the musical alphabet, identify notes on treble and bass staves, play pieces accessible to small hands, and explore dynamics and time signatures.

BUY PRIMER 1




In Book 2 students will build hand strength and coordination, identify notes on the grand staff using guide notes, explore stepping and skipping, use finger-number clues to identify starting positions, read rhythmic notation, strengthen aural awareness and acquire confidence playing "out of position".

BUY PRIMER 2



In Book 3 students will improve efficiency in cross-staff note reading, build hand strength and coordination, improve bilateral abilities, read hands-together notes on the grand staff, explore stepping and skipping patterns, strengthen aural awareness, and continue acquiring confidence playing out of position.

BUY PRIMER 3



ELEMENTARY PIANO LEVEL 1

Level 1 is loved by teachers for its all-in-one approach that delivers “out of this world” lessons packed with “pick-a-path” sight-reading modules, technical exercises, “lap and clap” rhythmic duet experiences, game-based ear training, enjoyable teacher duets, and of course... a ton of exciting piano solos.

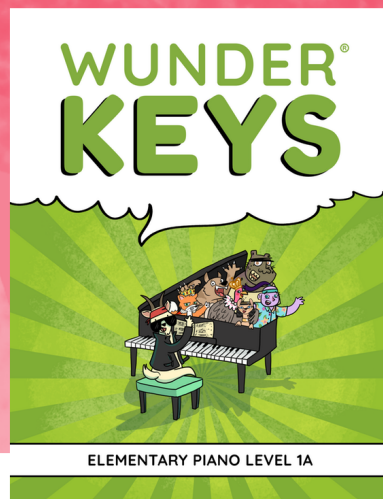
It is also loved by students for its hilarious, story-based approach, its unique game-based learning activities, its shared teacher/student music-making experiences, and its, “Can I please play this one more time!” piano pieces.

Click on a button to learn more.



In Level 1A students will continue their exploration of note reading on the grand staff, add expression using staccato, legato, crescendo, diminuendo and pedal, identify and play harmonic and melodic intervals of a 2nd, 3rd, 4th, and 5th, improve coordination, gain confidence playing “out of position,” explore mid-piece hand movement, reinforce rhythmic accuracy, gain a sense of pulse, and explore rest values.

BUY LEVEL 1A



In Level 1B students will gain an understanding of accidentals by identifying and playing notes affected by sharps and flats, reinforce note reading in C five-finger scales and G five-finger scales, explore major chords and minor chords in blocked and broken forms, improve bilateral abilities and explore mid-piece hand movements, and continue an exploration of rhythm with an introduction to eighth notes.

BUY LEVEL 1B

