

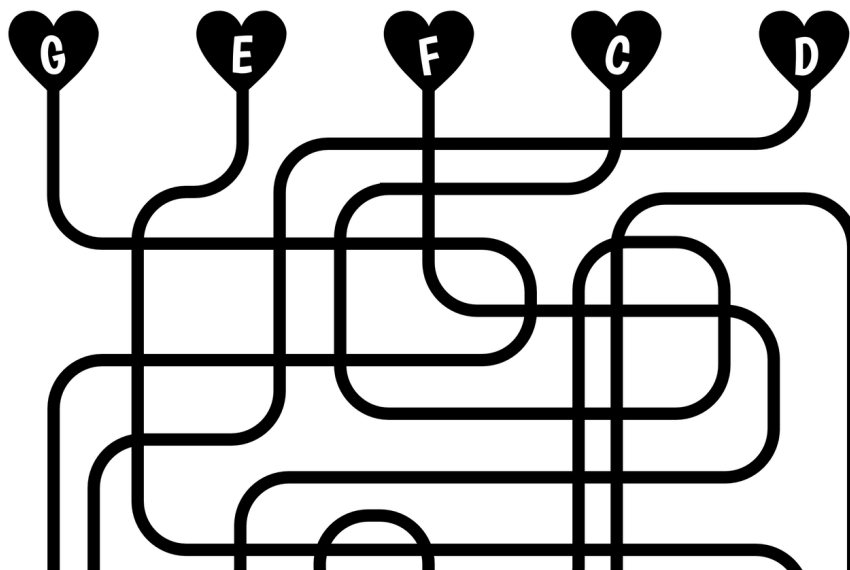
This activity will help your students learn to read notes in the Treble C 5-Finger Scale using a note printing strategy instead of a note reading strategy.

As Valentine's Day approaches, pull out this themed printable that can be completed in less than three minutes.

PRIMER NOTE PRINTING

VALENTINE NOTE PRINTING

- 1 Choose a heart. Follow its path until you reach a treble staff. On the treble staff, draw a note from the Middle C 5-Finger Scale that matches the note name on the heart.
- 2 Repeat Step 1 for the remaining hearts.



WUNDERKEYS PRIMER PIANO


In Book 1 students will gain an understanding of the keyboard, read rhythmic notation, develop aural awareness, explore correct piano posture and hand shape, learn the musical alphabet, identify notes on treble and bass staves, play pieces accessible to small hands, and explore dynamics and time signatures.

BUY PRIMER 1




In Book 2 students will build hand strength and coordination, identify notes on the grand staff using guide notes, explore stepping and skipping, use finger-number clues to identify starting positions, read rhythmic notation, strengthen aural awareness and acquire confidence playing "out of position".

BUY PRIMER 2



In Book 3 students will improve efficiency in cross-staff note reading, build hand strength and coordination, improve bilateral abilities, read hands-together notes on the grand staff, explore stepping and skipping patterns, strengthen aural awareness, and continue acquiring confidence playing out of position.

BUY PRIMER 3



VALENTINE NOTE PRINTING

- 1 Choose a heart. Follow its path until you reach a treble staff. On the treble staff, draw a note from the Middle C 5-Finger Scale that matches the note name on the heart.
- 2 Repeat Step 1 for the remaining hearts.

