


Timed tests, whether in math or music, are an effective tool for developing fluency. If we want our piano students to be able to tackle increasingly-complicated pieces of music, they can't spend time sweating the small stuff that they should already know by heart.











TIMED TESTS FOR TEENS 2

SET 2



Start
the **CLOCK**

Have someone time you as you write the key signature names in the boxes. Write the names of Major Keys over boxes with an "M" and write the names of the Minor Keys over boxes with an "m".

TIME



WUNDERKEYS INTERMEDIATE PIANO

The WunderKeys Intermediate Piano Program is divided into four levels (1 – 4). Each level contains two books. The first two levels are explored below.

Piano students are ready to start in the WunderKeys Intermediate Level 1 books when they have completed Piano Adventures Level 2B, Alfred Premier 2B, Alfred Basic 2, Bastien 2, ABRSM Grade 1, RCM Preparatory or WunderKeys Elementary Piano Level 2.


Click on a button to learn more.



Intermediate Pop Studies For Piano 1 contains pop-infused studies to reinforce scales, chords, triads, and left-hand patterns in C Major, A Minor, G Major, E Minor, F Major, and D Minor.

Performance 1 supports Pop Studies 1 with piano pieces inspired by Mozart, Beethoven and more, thundering Celtic solos and original pop solos.

INTERMEDIATE LEVEL 1



POP STUDIES 1

BUY NOW




PERFORMANCE 1

BUY NOW

Intermediate Pop Studies For Piano 2 contains pop-infused studies to reinforce scales, chords, triads, and left-hand patterns in D Major, B Minor, Bb Major, G Minor, A Major, and F# Minor.

Performance 2 supports Pop Studies 2 with piano pieces inspired by Mozart, Beethoven and more, thundering Celtic solos and original pop solos.

INTERMEDIATE LEVEL 2



POP STUDIES 2


BUY NOW



PERFORMANCE 2

BUY NOW

SET 2




Start the **CLOCK**


Have someone time you as you write the key signature names in the boxes. Write the names of Major Keys over boxes with an "M" and write the names of the Minor Keys over boxes with an "m".



SET 2




Start the **CLOCK**



Have someone time you as you draw a key signature (sharps and flats) on each staff that matches the key signature name in each box.

TIME

SET 2



Start the **CLOCK**

Have someone time you as you write the matching relative major or minor key names in each empty box.

TIME

TIME

DM	
-----------	--

BbM	
------------	--

Gm	
-----------	--

F#m	
------------	--

Bm	
-----------	--

AM	
-----------	--

F#m	
------------	--

BbM	
------------	--

AM	
-----------	--

Gm	
-----------	--

F#m	
------------	--

Gm	
-----------	--

DM	
-----------	--

Bm	
-----------	--

DM	
-----------	--

AM	
-----------	--

Bm	
-----------	--

BbM	
------------	--

Gm	
-----------	--

F#m	
------------	--

DM	
-----------	--

AM	
-----------	--

F#m	
------------	--

Bm	
-----------	--

BbM	
------------	--