




Designed for intermediate piano students, today's printable game pack includes activities to reinforce ledger line note reading.

LEDGER LINE NOTES




Starting at the letter A in the top row, follow the arrows until you reach the letter A again. Using quarter notes, print the note A on each staff on the path. Repeat with B, C, and D.

| | | | | | |
|----------|--|----------|----------|--|----------|
| A | | B | C | | D |
| | | | | | |
| | | | | | |


andrea and trevor
DOW'S

TIMED NOTE READING TESTS




BUY NOW

BUY NOW



Starting at the letter A in the top row, follow the arrows until you reach the letter A again. Using quarter notes, print the note A on each staff on the path. Repeat with B, C, and D.

| | | | | | |
|----------|----------|----------|----------|--|----------|
| A | | B | C | | D |
| | | | | | |
| | | | | | |
| | A | | | | |
| | | B | C | | D |



Starting at the letter E in the top row, follow the arrows until you reach the letter E again. Using quarter notes, print the note E on each staff on the path. Repeat with D, C, and B.

| | | | | | |
|----------|----------|----------|----------|----------|----------|
| E | | D | C | | B |
| | | | | | |
| | E | | | | |
| | | | | | |
| | | | | B | |
| | | D | C | | |