

Today's Speed Reading Game For Piano is designed to reinforce primer and level 1 note reading skills

SPEED READING FOR PIANO

TEACHPIANOTODAY'S
HOMWORK PAGES *Primer / Level 1 Note Reading*

SPEED READING

- 1 Place your marker on the first square. Start a timer.
- 2 Roll a die and move your marker along the squares. Name the note where your marker comes to a rest.
- 3 Repeat Step 2 until your game marker reaches the final square. Stop the timer and record your time. Can you beat this time when you play again?

FINISH	START				

TEACHPIANOTODAY'S
HOMWORK

SPEED READING


FINISH **START**

Primer / Level 1 Note Reading

first square. Start a timer.
 marker along the squares.
 r marker comes to a rest.
 game marker reaches the
 er and record your time.
 en you play again?

andrea and trevor
DOW'S

TIMED NOTE READING TESTS



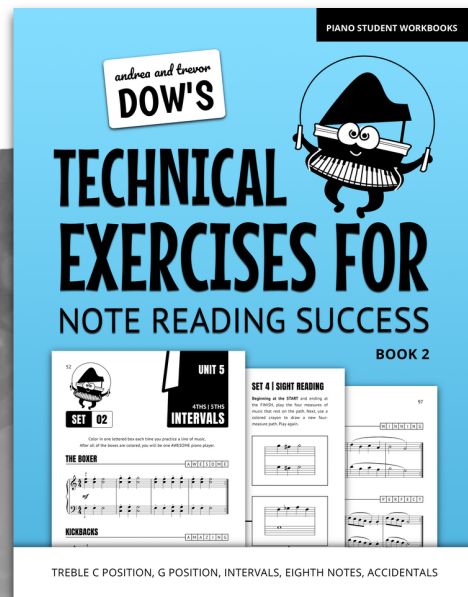
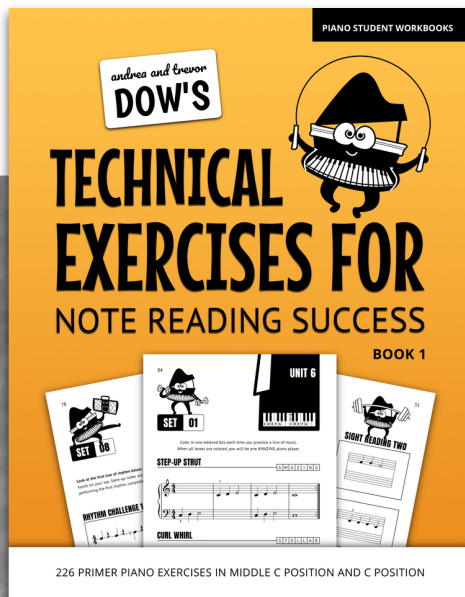
BUY NOW

BUY NOW

andrea and trevor
DOW'S



TECHNICAL EXERCISES FOR NOTE READING SUCCESS



BUY NOW

BUY NOW

SPEED READING

- ❶ Place your marker on the first square. Start a timer.
- ❷ Roll a die and move your marker along the squares. Name the note where your marker comes to a rest.
- ❸ Repeat Step 2 until your game marker reaches the final square. Stop the timer and record your time. Can you beat this time when you play again?

FINISH	START	