



Using today's piano resource, your teen students will explore left-hand patterns and improvisation as they put a new twist on a familiar tune.

O HOLY NIGHT IMPROV



POP IMPROV LEFT-HAND PATTERNS

Let's create a holiday piano experience with left-hand patterns and improvisation. To begin, practice the left-hand pattern below. Then, when you are ready, show off your improv skills on the piece that follows this page.

LET'S GET STARTED

- 1 First, practice playing the left-hand pattern on the primary chords below.



C (I)



F (IV)



G (V)

- 2 Using any combination of notes from the C major five-finger scale, practice improvising a melody to match the provided rhythm as you play the left-hand chord progression below.

Gently

WUNDERKEYS INTERMEDIATE PIANO

The WunderKeys Intermediate Piano Program is divided into four levels (1 – 4). Each level contains two books. The first two levels are explored below.


Piano students are ready to start in the WunderKeys Intermediate Level 1 books when they have completed Piano Adventures Level 2B, Alfred Premier 2B, Alfred Basic 2, Bastien 2, ABRSM Grade 1, RCM Preparatory or WunderKeys Elementary Piano Level 2.

Click on a button to learn more.



Intermediate Pop Studies For Piano 1 contains pop-infused studies to reinforce scales, chords, triads, and left-hand patterns in C Major, A Minor, G Major, E Minor, F Major, and D Minor.

Performance 1 supports Pop Studies 1 with piano pieces inspired by Mozart, Beethoven and more, thundering Celtic solos and original pop solos.



POP STUDIES 1



PERFORMANCE 1


INTERMEDIATE LEVEL 1

BUY NOW


BUY NOW

Intermediate Pop Studies For Piano 2 contains pop-infused studies to reinforce scales, chords, triads, and left-hand patterns in D Major, B Minor, Bb Major, G Minor, A Major, and F# Minor.

Performance 2 supports Pop Studies 2 with piano pieces inspired by Mozart, Beethoven and more, thundering Celtic solos and original pop solos.



POP STUDIES 2



PERFORMANCE 2

INTERMEDIATE LEVEL 2

BUY NOW

BUY NOW

POP IMPROV

LEFT-HAND PATTERNS



Let's create a holiday piano experience with left-hand patterns and improvisation. To begin, practice the left-hand pattern below. Then, when you are ready, show off your improv skills on the piece that follows this page.

LET'S GET STARTED

- 1 First, practice playing the left-hand pattern on the primary chords below.



C (I)



F (IV)



G (V)

- 2 Using any combination of notes from the C major five-finger scale, practice improvising a melody to match the provided rhythm as you play the left-hand chord progression below.

O HOLY NIGHT

A POP PATTERN STUDY

Let's try again! As you play this piece, use any combination of notes from the treble C major five-finger scale to improvise a melody that matches the provided rhythm.

Gently

mp

5 3 2 1

simile

p

The musical score is presented in four systems. Each system consists of a treble clef staff and a bass clef staff. The time signature is 12/8. The piece is marked 'Gently' and 'mp' (mezzo-piano). The bass clef staff features a consistent accompaniment pattern of eighth notes, with fingerings 5, 3, 2, 1 indicated for the first measure. The treble clef staff contains a melody with various note values and rests, including a triplet of eighth notes in the first measure. A 'simile' marking is placed under the bass clef staff in the first system. The second system continues the accompaniment and melody. The third system includes a key signature change to one flat (F major) and a time signature change to 6/8, indicated by a double bar line and the new signatures. The fourth system returns to the 12/8 time signature and is marked 'p' (piano). Fingerings 3, 2, 1 are indicated for the first measure of the fourth system.