

Today we are sharing a primer rhythm training game to help your students play piano in 3/4 time.



PRIMER RHYTHM TRAINING

RHYTHM AND **RUBIES**

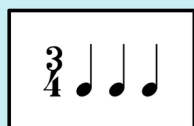
1) Roll a die and place it on the first gem (roll the die again if it displays a "5" or "6").

2) Repeat Step 1 with three more dice. You should now have four dice placed on your game board. This is your Rhythm Road Map.

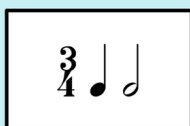
3) **Clap the rhythms** below the image in the order created by the Rhythm Road Map. Next, use the four dice to create a new order and clap the rhythms again!



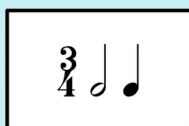
ONE



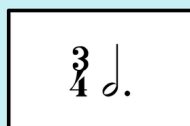
TWO



THREE




FOUR



MERMAID MUSIC

Do you teach piano students who love mermaids? *The Cat, the Mermaid, and the Soaking Wet Songbook* is a supplementary piano book for mid-primer piano students that reinforces playing middle C position music in 3/4 time. This exciting resource contains piano songs, note reading games, warm-up exercises, a sight reading activity, a rhythm drum drill, a practice tracker and a certificate of achievement.



The **CAT**, the **MERMAID**, and the

SOAKING WET SONGBOOK

V.U. LEVEL F

Andrea and Trevor Dow's
VERY USEFUL PIANO LIBRARY

NOTE READING
Beginning at the mermaid and ending at the seahorse, draw a line that passes through seven note circles. In Box 1, write the name of each note in each circle that rests on your path. Next, draw a new path and write the note names in Box 2. Finally, play again.

21

15

Supplementary songs and activities for mid-primer piano students.

CLICK BELOW TO








Andrea and Trevor Dow's
VERY USEFUL PIANO LIBRARY

RHYTHM AND RUBIES

1) Roll a die and place it on the first gem (roll the die again if it displays a "5" or "6").

2) Repeat Step 1 with three more dice. You should now have four dice placed on your game board. This is your Rhythm Road Map.

3) **Clap the rhythms** below the image in the order created by the Rhythm Road Map. Next, use the four dice to create a new order and clap the rhythms again!



ONE

TWO

THREE

FOUR

