


With today's activity your level 1 piano students will have a blast making their very own Olympic anthem.

## LEVEL 1 PIANO COMPOSING



### Let's Compose An **OLYMPIC ANTHEM**

Look at the rhythm below. Say the words while clapping the rhythm.

**1**

I am the cham - pion!

With the fingers of your right hand on Middle C, D, E, F, and G...

**2**


Compose a melody to match the rhythm. You may use each key once, more than once, or not at all.

Continue experimenting on the keys until you are happy with a melody. Write it on the staff below. Use this melody (your motive) to fill in the missing measures in *I Am The Champion*.

**3**

# LEVEL 1 MUSIC

*Make Some Noise For High Jump Jackson* is the perfect summer resource for students who have completed a primer method book series and are ready to move into a level 1 book. Just in time for the Olympics, this exciting resource contains piano songs, note reading games, warm-up exercises, sight reading practice, articulation activities, a practice tracker, and a certificate of achievement.



Andrea and Trevor Dow's  
VERY USEFUL PIANO LIBRARY

V.U.  
LEVEL  
L

**MAKE SOME NOISE**  
FOR HIGH JUMP JACKSON

NOTE READING  
Beginning at the giraffe and ending at the medal, draw a line that passes through seven note circles. In Box 1, write the name of each note in each circle that rests on your path. Next, draw a new path and write the note names in Box 2. Finally, play again.

25

9  
Pia: de      zaf - ty

13  
mp Care - ful not to

10


10  
From like I could touch the sky

SUPPLEMENTARY SONGS AND ACTIVITIES FOR  
**EARLY LEVEL 1 PIANO STUDENTS**

AVAILABLE ON AMAZON



*Andrea and Trevor Dow's*  
VERY USEFUL PIANO LIBRARY



# Let's Compose An OLYMPIC ANTHEM

Look at the rhythm below. Say the words while clapping the rhythm.

With the fingers of your right hand on Middle C, D, E, F, and G...

**1**

I am the cham - pion!

 Musical notation for the rhythm of the phrase "I am the champion!". It is written in 4/4 time. The first measure contains a quarter note for "I", a quarter note for "am", and a quarter note for "the". The second measure contains a quarter note for "cham -", a quarter note for "pion!", and a quarter rest.

**2**

Compose a melody to match the rhythm. You may use each key once, more than once, or not at all.

Continue experimenting on the keys until you are happy with a melody. Write it on the staff below. Use this melody (your motive) to fill in the missing measures in *I Am The Champion*.

**3**

 A musical staff in 4/4 time with a treble clef. The first measure contains a quarter note on middle C. The remaining three measures are empty for the student to compose a melody.

For the Teacher: If your student needs inspiration, play the motives below to spark some creativity.

**4**

 Two musical motives in 4/4 time on a treble clef staff. The first motive consists of four notes: a quarter note on middle C, a quarter note on D, a quarter note on E, and a quarter note on F. The second motive consists of four notes: a quarter note on middle C, a quarter note on D, a quarter note on E, and a quarter note on G.

# I AM THE CHAMPION

5

I am the cham - pion! Watch me soar o - ver the bar.

5  
1 5

5

I am the cham - pion! Look, I am a high jump star.

9

1. Stand tall on the po - di - um with this med - al that I've won.  
2. Lis - ten to the an - them play. Hear my fans all shout, "Hoor - ay!"

13

I am the cham - pion! It is a gol - den day!