



The Infinity Session is a pop-infused, G major piano solo composed for level 2B students.

# THE INFINITY SESSION

## THE INFINITY SESSION

Brightly ♩ = 110 Andrea Dow


The musical score is presented in a grand staff format (treble and bass clefs) with a 3/4 time signature. It consists of four systems of music, each with a measure number at the beginning of the first staff. The first system (measures 1-4) is marked *p* and includes a first ending bracket. The second system (measures 5-8) is marked *mp* and includes a *simile* hairpin. The third system (measures 9-12) continues the *mp* dynamic. The fourth system (measures 13-16) is marked *mf*. The score is set against a pink header and a white background with a blue footer.

Partial view of the musical score on the left side, showing measures 1-4 and 5-8. It includes the tempo marking 'Brightly ♩ = 110' and the dynamic marking *p*.

Partial view of the musical score on the right side, showing measures 5-8 and 9-12. It includes the dynamic marking *mp* and the *simile* hairpin.

Intermediate Pop Studies For Piano 1 contains pop-infused studies to reinforce scales, chords, triads, and left-hand patterns in C Major, A Minor, G Major, E Minor, F Major, and D Minor.

Performance 1 supports Pop Studies 1 with piano pieces inspired by Mozart, Beethoven and more, thundering Celtic solos and original pop solos.



POP STUDIES 1



PERFORMANCE 1


**INTERMEDIATE LEVEL 1**

**BUY NOW**


**BUY NOW**

Intermediate Pop Studies For Piano 2 contains pop-infused studies to reinforce scales, chords, triads, and left-hand patterns in D Major, B Minor, Bb Major, G Minor, A Major, and F# Minor.

Performance 2 supports Pop Studies 2 with piano pieces inspired by Mozart, Beethoven and more, thundering Celtic solos and original pop solos.



POP STUDIES 2



PERFORMANCE 2


**INTERMEDIATE LEVEL 2**

**BUY NOW**


**BUY NOW**

Intermediate Pop Studies For Piano 3 contains pop-infused studies to reinforce scales, chords, triads, and left-hand patterns in Eb Major, C Minor, E Major, C# Minor, Ab Major, and F Minor.

Performance 3 supports Pop Studies 3 with piano pieces inspired by Mozart, Beethoven and more, thundering Celtic solos and original pop solos.



POP STUDIES 3



PERFORMANCE 3

**INTERMEDIATE LEVEL 3**

**BUY NOW**

**BUY NOW**

# THE INFINITY SESSION

Read the instructions on the next page.

Brightly ♩ = 110

Andrea Dow

Musical score for measures 1-4. The piece is in 3/4 time. The right hand (treble clef) plays a melodic line starting on G4, moving up stepwise to D5, with a slur over the first four notes and a finger number '1' above the first note. The left hand (bass clef) plays a bass line starting on G3, moving up stepwise to D4, with a slur over the first four notes and a finger number '5' below the first note. The dynamic is *p*. The piece ends with a repeat sign.

Musical score for measures 5-8. The right hand (treble clef) continues the melodic line, starting on D5, moving up stepwise to A5, with a slur over the first four notes and a finger number '5' below the first note. The left hand (bass clef) continues the bass line, starting on D4, moving up stepwise to A4, with a slur over the first four notes and a finger number '5' below the first note. The dynamic is *mp*. The piece ends with a *simile* marking.

Musical score for measures 9-12. The right hand (treble clef) continues the melodic line, starting on A5, moving up stepwise to E6, with a slur over the first four notes. The left hand (bass clef) continues the bass line, starting on A4, moving up stepwise to E5, with a slur over the first four notes.

Musical score for measures 13-16. The right hand (treble clef) continues the melodic line, starting on E6, moving up stepwise to B6, with a slur over the first four notes. The left hand (bass clef) continues the bass line, starting on E5, moving up stepwise to B5, with a slur over the first four notes. The dynamic is *mf*.

**Instructions:** This is the piano solo that *almost* never ends. After playing the intro, repeat the main section (between the red repeat bars) for as long as possible before playing the ending.

17

*mp*

21

5

25

*f* *mp*

29

*p*