


With today's activity your new primer students will have a blast building finger strength.

FINGER COORDINATION

FINGER
COORDINATION

WUNDERKEYS

CAPTURE MY HEART

The activity sheet has a yellow background with a blue ocean at the bottom. A cartoon shark is at the bottom, holding a heart balloon. There are ten red heart balloons scattered in the yellow area. The title 'FINGER COORDINATION' is at the top left, and 'WUNDERKEYS' is at the top right. The main title 'CAPTURE MY HEART' is at the bottom in large, bold, white letters with a blue outline.

...rt balloons (one coin per heart balloon)

...e dot on the heart balloon being held

...art balloon, instruct your student to use
When collecting the coins, your student
n.

...ocean", return them back to their heart

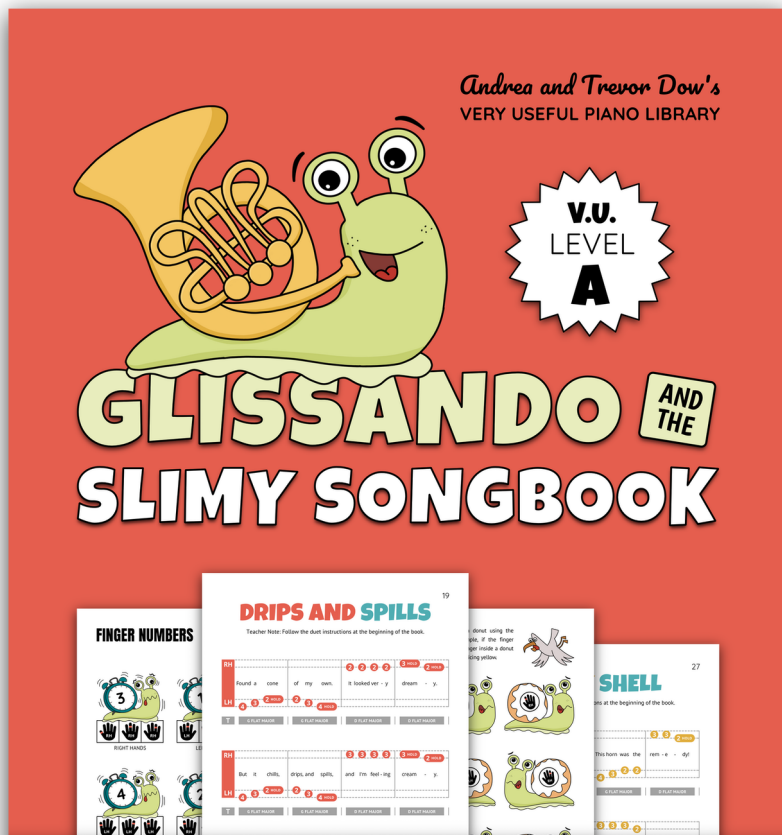
...on the dot on the heart balloon being
4.

...os 3 and 4 with her remaining RH

EARLY PRIMER MUSIC

Glissando and the Slimy Songbook is jam-packed with pre-reading piano pieces, games, and activities for early primer students.

Children using this book will gain confidence using finger numbers to play Wunder Dot Notation on the black keys.



AVAILABLE ON AMAZON

BUY NOW

Andrea and Trevor Dow's
VERY USEFUL PIANO LIBRARY


PRE-READING SONGS AND ACTIVITIES
FOR EARLY PRIMER PIANO STUDENTS

CHILLIN' ON THE BLACK KEYS

Chillin' On The Black Keys is leveled for early primer piano students. Children using this book will gain confidence using finger numbers to play quarter, half, and whole notes on black keys. This exciting resource contains piano songs, rhythm reading games, finger strength exercises, a note printing activity, a coloring page, a practice tracker, and a certificate of achievement.




Andrea and Trevor Dow's
VERY USEFUL PIANO LIBRARY



V.U.
LEVEL
B

CHILLIN'

ON THE BLACK KEYS



PRE-READING SONGS AND ACTIVITIES FOR
EARLY PRIMER PIANO STUDENTS

AVAILABLE ON AMAZON




Andrea and Trevor Dow's
VERY USEFUL PIANO LIBRARY

FINGER

COORDINATION


WUNDERKEYS



CAPTURE MY HEART

CAPTURE

MY HEART



1. To begin, place seven coins over the seven heart balloons (one coin per heart balloon) on the “beach”.
2. Next, ask your student to place her RH 5 on the dot on the heart balloon being held by the shark.
3. While keeping her RH 5 fixed to the shark’s heart balloon, instruct your student to use her thumb to slide each coin onto the “ocean”. When collecting the coins, your student will have to stretch her hand to reach each coin.
4. When all of the coins have been moved to the “ocean”, return them back to their heart balloons so the next round can begin.
5. In Round 2, ask your student to place her RH 4 on the dot on the heart balloon being held by the shark and then repeat Steps 3 and 4.
6. In future rounds, have your student repeat Steps 3 and 4 with her remaining RH fingers and then with her LH fingers.



INSTRUCTIONS