



Use today's primer piano card game to reinforce recognition of steps and skips.

PIANO CARD GAMES





BARK 2 SCHOOL

1. To begin, players decide who will be Player 1 and who will be Player 2 and then sit down opposite one another. Each player should have a die.
2. Player 1 shuffles the RED deck of cards containing the note intervals (step or skip). Player 2 shuffles the ORANGE deck of cards containing the words *Step* and *Skip*.
3. On the word "Go!" the players flip over the top cards of their decks and place them face up on the table.
4. The players analyze the two cards to determine if the note interval matches the word. If a match is found, both players race to roll a "6" on a die. The first player to roll a "6" wins the round and scores a point. The two cards are then removed from the playing area. If a match is not found, both players continue flipping cards.
5. Play continues until one player scores five points and wins the game. If all cards have been played before a winner is determined, both players shuffle their cards and then play continues.



INSTRUCTIONS



PRIMER MUSIC

WUNDERKEYS MUSIC BOOKS

Composed for mid-primer piano students, **Who Slobbered On My Songbook?** is packed with piano pieces and activities that reinforce playing in the C 5-finger scales.

This resource follows the adventures of a homework-hungry dog who has been framed for a chewy crime he didn't commit.

Inside you will find 7 piano solos, a teacher-student duet, warm-up exercises, note reading games, sight-reading and rhythm activities, a practice tracker, and a certificate.



Andrea and Trevor Dow's
VERY USEFUL PIANO LIBRARY

**V.U.
LEVEL
H**

**WHO SLOBBERED ON MY
SONGBOOK?**

NOTE READING

Beginning at the dog and ending at the hamster, draw a line that passes through seven note circles. In Box 1, write the name of each note in each circle that rests on your path. Next, draw a new path and write the note names in Box 2. Finally, draw again.

17


21

SUPPLEMENTARY SONGS AND ACTIVITIES
FOR MID-PRIMER PIANO STUDENTS

AVAILABLE ON AMAZON

BUY NOW

Andrea and Trevor Dow's
VERY USEFUL PIANO LIBRARY



BARK 2 SCHOOL

1. To begin, players decide who will be Player 1 and who will be Player 2 and then sit down opposite one another. Each player should have a die.
2. Player 1 shuffles the RED deck of cards containing the note intervals (step or skip). Player 2 shuffles the ORANGE deck of cards containing the words *Step* and *Skip*.
3. On the word “Go!” the players flip over the top cards of their decks and place them face up on the table.
4. The players analyze the two cards to determine if the note interval matches the word. If a match is found, both players race to roll a “6” on a die. The first player to roll a “6” wins the round and scores a point. The two cards are then removed from the playing area. If a match is not found, both players continue flipping cards.
5. Play continues until one player scores five points and wins the game. If all cards have been played before a winner is determined, both players shuffle their cards and then play continues.



INSTRUCTIONS

This page has been left blank for teachers wishing to
apply double-sided printing.



**BARK
2 SCHOOL**



**BARK
2 SCHOOL**



**BARK
2 SCHOOL**



**BARK
2 SCHOOL**



**BARK
2 SCHOOL**



**BARK
2 SCHOOL**









**BARK
2 SCHOOL**



**BARK
2 SCHOOL**



**BARK
2 SCHOOL**





**BARK
2 SCHOOL**



**BARK
2 SCHOOL**



**BARK
2 SCHOOL**



**BARK
2 SCHOOL**



**BARK
2 SCHOOL**



**BARK
2 SCHOOL**







**BARK
2 SCHOOL**



**BARK
2 SCHOOL**



**BARK
2 SCHOOL**





**BARK
2 SCHOOL**



**BARK
2 SCHOOL**



**BARK
2 SCHOOL**



**BARK
2 SCHOOL**



**BARK
2 SCHOOL**



**BARK
2 SCHOOL**



**BARK
2 SCHOOL**



**BARK
2 SCHOOL**



**BARK
2 SCHOOL**





**BARK
2 SCHOOL**



**BARK
2 SCHOOL**



**BARK
2 SCHOOL**



**BARK
2 SCHOOL**



**BARK
2 SCHOOL**



**BARK
2 SCHOOL**



**BARK
2 SCHOOL**



**BARK
2 SCHOOL**



**BARK
2 SCHOOL**

