



Use today's piano board game to reinforce aural recognition of quarter rest rhythms in 3/4 and 4/4 time.




QUARTER REST RHYTHMS



B-BALL RHYTHM BATTLE



ALL RHYTHM BATTLE



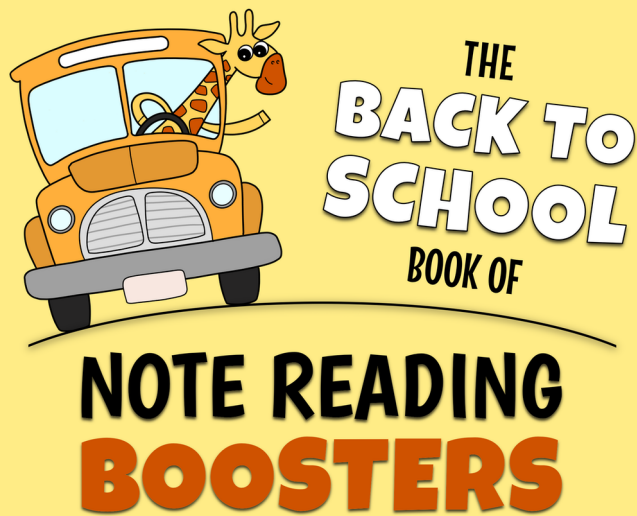
ACTIVITY BOOK

WUNDERKEYS MUSIC BOOKS

With this book, you and your students have a jam-packed resource that can be used at home for extra practice or during lessons for off-the-bench activities.

Inside, your students will discover back-to-school-themed mazes, color-it mystery pictures, word searches, pattern play, dot-to-dot journeys, tic tac toe, and board games; all designed to reinforce note reading in C position.

In addition, the book includes a build-your-own note printing solo, a mix and match sight reading solo, and a make-a-motive composing solo.



AVAILABLE ON AMAZON

BUY NOW

Andrea and Trevor Dow's
VERY USEFUL PIANO LIBRARY

C POSITION GAMES, COLORING, MAZES, AND MORE
V. U. PIANO LIBRARY COMPANION SERIES



B-BALL RHYTHM BATTLE

1	2	3	4	5	6	7	8	9
10	11	12	13	14	15	16	17	18
19	20	21	22	23	24	25	26	27
28	29	30	31	32	33	34	35	36
37	38	39	40	41				
42	43	44	45	46				
47	48	49	50	51				





B-BALL RHYTHM BATTLE

Playing Instructions

1. To begin, the teacher secretly chooses ten numbers between 1 and 51, records them on a slip of paper, and hides the paper until the game is over.
2. Next, from the Teacher Master Sheet, the teacher claps a rhythm in $\frac{3}{4}$ time OR a rhythm in $\frac{4}{4}$ time.
3. The student claps the rhythm back, decides if it is in $\frac{3}{4}$ time or $\frac{4}{4}$ time, and then rolls a die.
4. If the rhythm played was in $\frac{3}{4}$ time, the student colors a number of **SQUARES** on the game board that corresponds to the value on the die. If the rhythm played was in $\frac{4}{4}$ time, the student colors a number of **CIRCLES** on the game board that corresponds to the value on the die.
5. Repeat Steps 2 to 4 five more times.
6. Score the game using the instructions below.

Scoring Instructions:

After all rounds are complete, the teacher reveals the secret numbers. The student receives one point for every colored shape that contains a secret number. If the student scores four or more points she wins. If the student scores less than four points she loses.

INSTRUCTIONS





TEACHER MASTER SHEET

Play the following rhythms on any key. Keep this page out of your student's view.

