



Composed for Intermediate Level 2 students, today's "endless" rendition of Jingle Bells can be played for a few minutes, a few hours, or a few days!

ENDLESS HOLIDAY MUSIC

ETERNAL JINGLE BELLS



Andrea Dow

With Rubato $\text{♩} = 90$

mp

With pedal

mf


f

mp

on, play the section between
desired before playing the ending.


Intermediate Pop Studies For Piano 1 contains pop-infused studies to reinforce scales, chords, triads, and left-hand patterns in C Major, A Minor, G Major, E Minor, F Major, and D Minor.

Performance 1 supports Pop Studies 1 with piano pieces inspired by Mozart, Beethoven and more, thundering Celtic solos and original pop solos.



POP STUDIES 1

[BUY NOW](#)




PERFORMANCE 1

[BUY NOW](#)

INTERMEDIATE LEVEL 1


Intermediate Pop Studies For Piano 2 contains pop-infused studies to reinforce scales, chords, triads, and left-hand patterns in D Major, B Minor, Bb Major, G Minor, A Major, and F# Minor.

Performance 2 supports Pop Studies 2 with piano pieces inspired by Mozart, Beethoven and more, thundering Celtic solos and original pop solos.



POP STUDIES 2

[BUY NOW](#)




PERFORMANCE 2

[BUY NOW](#)

INTERMEDIATE LEVEL 2


Intermediate Pop Studies For Piano 3 contains pop-infused studies to reinforce scales, chords, triads, and left-hand patterns in Eb Major, C Minor, E Major, C# Minor, Ab Major, and F Minor.

Performance 3 supports Pop Studies 3 with piano pieces inspired by Mozart, Beethoven and more, thundering Celtic solos and original pop solos.



POP STUDIES 3

[BUY NOW](#)



PERFORMANCE 3

[BUY NOW](#)

INTERMEDIATE LEVEL 3

ETERNAL
JINGLE BELLS



Andrea Dow

With Rubato ♩ = 90

First system of musical notation (measures 1-4). The piece is in 4/4 time. The right hand starts with a triplet of eighth notes (fingerings 3, 1, 1) and continues with eighth-note patterns. The left hand plays a steady eighth-note accompaniment. Dynamics include *mp* and *f*. Fingerings are indicated throughout. The instruction "With pedal" is written below the first measure.

Second system of musical notation (measures 5-8). The right hand features a triplet of eighth notes (fingerings 5, 5, 5) and continues with eighth-note patterns. The left hand continues with eighth-note accompaniment. Dynamics include *mf* and *f*. Fingerings are indicated throughout.

Third system of musical notation (measures 9-12). The right hand continues with eighth-note patterns, including a triplet (fingerings 5, 1, 2, 1). The left hand continues with eighth-note accompaniment. Fingerings are indicated throughout.

Fourth system of musical notation (measures 13-16). The right hand starts with a triplet of eighth notes (fingerings 3, 1, 1) and continues with eighth-note patterns. The left hand continues with eighth-note accompaniment. Dynamics include *mp*. Fingerings are indicated throughout.

Instructions: After playing the introduction, play the section between the colored repeat bars as many times as desired before playing the ending.

17

f

21

mp

25

mf

29

p molto rit.