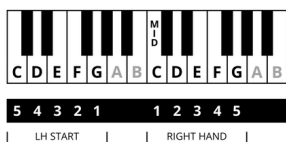




Today's Christmas solo is composed for teens and adults who are working in WunderKeys Pop Staff Piano Library For Older Beginners, Book One.

OLDER BEGINNER CHRISTMAS



Jingle Bells

Before you begin, place your hands on the piano in C position. When playing *Jingle Bells*, press the damper pedal down at the start of the piece and then gently, but quickly, release and depress the damper pedal with each pedal marking.

Andrea Dow | Arr. *Jingle Bells*

3

5

me 6 one octave higher than written.

OLDER BEGINNER

With its unique approach to older beginner piano education, *WunderKeys Pop Staff Piano Library For Older Beginners, Book One* is a game-changer.


Our innovative Pop Staff enables students to play significantly more rewarding music than repertoire found in traditional older beginner books, while still learning everything (including bass staff note reading) that those methods teach.



CLASSICAL POP REPERTOIRE AND SUPPLEMENTARY ACTIVITIES

WUNDERKEYS POP STAFF PIANO

LIBRARY FOR OLDER BEGINNERS



BOOK ONE

AVAILABLE ON AMAZON

BUY NOW

The Pop Staff
PIANO LIBRARY

OLDER BEGINNER 2

WunderKeys Pop Staff Piano Library For Older Beginners, Book Two continues the awesome journey on the Pop Staff that began in Book One.

In addition to everything learned in Book One, students will also explore hands-together held notes, hands-together matching notes, hands-together non-matching notes, repeating eighth notes, stepping eighth notes, skipping eighth notes, and notes in the treble C 5-finger scale.



CLASSICAL POP REPERTOIRE AND SUPPLEMENTARY ACTIVITIES

WUNDERKEYS POP STAFF PIANO

LIBRARY FOR OLDER BEGINNERS

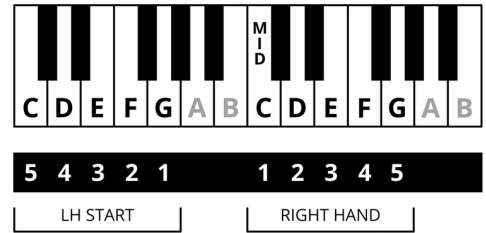


BOOK TWO

AVAILABLE ON AMAZON

BUY NOW

The Pop Staff
PIANO LIBRARY



Jingle Bells

Before you begin, place your hands on the piano in C position. When playing *Jingle Bells*, press the damper pedal down at the start of the piece and then gently, but quickly, release and depress the damper pedal with each pedal marking.

Andrea Dow | Arr. *Jingle Bells*

3

mp

5

f

9

Musical notation for measures 9-12. The treble clef contains a melodic line with eighth notes and a half note, spanning across four measures. The bass clef contains a bass line with four chords: F, C, G, and G.

13

Musical notation for measures 13-16. The treble clef contains a melodic line with eighth notes and a half note, spanning across four measures. The bass clef contains a bass line with four chords: C, C, C, and C.

17

Musical notation for measures 17-20. The treble clef contains a melodic line with eighth notes and a half note, spanning across four measures. The bass clef contains a bass line with four chords: F, C, G, and C.

21

Optional: RH plays line 6 one octave higher than written.

Musical notation for measures 21-24. The treble clef contains a melodic line with eighth notes and a half note, spanning across four measures. The bass clef contains a bass line with four chords: F, C, G, and C. A dynamic marking *p* is present in the first measure of the treble staff.