



With today's Alpha Note Piano Song, your students can celebrate Father's Day with a lovely performance for their dads.

**FATHER'S DAY ALPHA NOTE SONG**

**TALL & PROUD**

Play one octave higher than written.

**RH** D D E D | Dad, you stand so tall and proud. | When I'm with you | I am wowed!

**LH** B C B | A A B A | G A G

**RH** D D E D | You're my he - ro, that is true. | Dad, there's no one else like you!

**LH** B C B | G G G

**RH** D D E D | So, with mu - sic, I will say, "Hap - py Fa - ther's Day!"

**LH** B C B | A G G G



**TALL & PROUD  
TEACHER DUET**

# ALPHA NOTE MUSIC

*Nuts For Alpha Notes* is a pre-reading resource leveled for early primer students. Children using this book will build keyboard awareness while playing alpha notes in middle C position. Inside you will discover 7 piano solos with lyrics and duets, keyboard awareness games, rhythm reading practice, finger number exercises, a coloring activity, a practice tracker, and a certificate of achievement.



Andrea and Trevor Dow's  
VERY USEFUL PIANO LIBRARY

V.U.  
LEVEL  
C

# NUTS FOR ALPHA NOTES

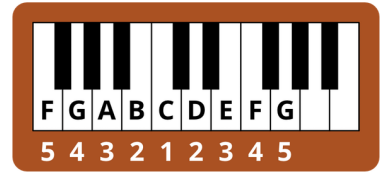
A collage of several pages from the book, showing musical notation, keyboard diagrams, and activities. The pages are arranged in a slightly overlapping manner, showing different sections of the book. The pages include musical notation, keyboard diagrams, and illustrations of the squirrel character.

PRE-READING SONGS AND ACTIVITIES FOR  
**EARLY PRIMER PIANO STUDENTS**

AVAILABLE ON AMAZON



*Andrea and Trevor Dow's*  
VERY USEFUL PIANO LIBRARY



LH ——— RH

# TALL & PROUD TEACHER DUET

5  
3  
1

1

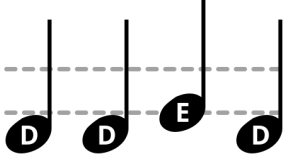
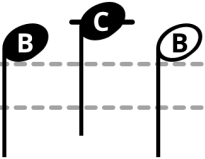
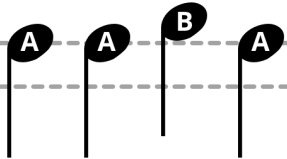
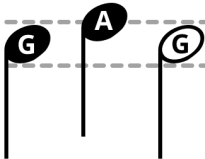
*With pedal*

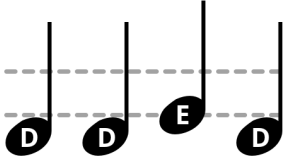
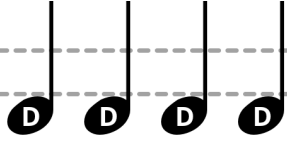
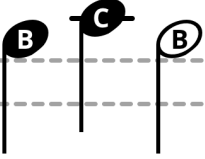
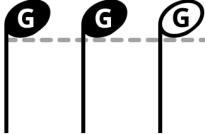
5

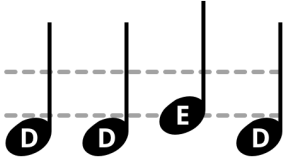

9

# TALL & PROUD

Play one octave higher than written.

<b>RH</b>				
	Dad, you stand so	tall and proud.	When I'm with you	I am <i>wowed!</i>
<b>LH</b>				

<b>RH</b>				
	You're my he - ro,	that is true.	Dad, there's no one	else like you!
<b>LH</b>				

<b>RH</b>				
	So, with mu - sic,	I will say,	"Hap - py	Fa - ther's Day!"
<b>LH</b>		