




Use today's printable pack to reinforce bass staff note reading in G position, C position, and middle C position.

NOTE READING DOODLES



**TRICK OR TREAT
NOTE READING
DOODLES**



G	Draw 1 lollipop in the bag.
A	Draw 1 chocolate bar in the bag.
B	Draw 1 candy corn in the bag.
C	Draw 1 box of raisins in the bag.
D	Draw 1 candy apple in the bag.

Instructions: Roll a die. Using the legend below, name the note that matches the number rolled. Next, in the legend above, follow the drawing instructions that match the named note. Repeat these instructions seven more times, and then color in the rest of the picture.

					ROLL AGAIN

**TRICK OR TREAT
NOTE READING
DOODLES**



C	Draw 1 lollipop in the bag.
D	Draw 1 chocolate bar in the bag.
E	Draw 1 candy corn in the bag.
F	Draw 1 box of raisins in the bag.
G	Draw 1 candy apple in the bag.

nd below, name the note that matches the number
w the drawing instructions that match the named
re times, and then color in the picture.


			ROLL AGAIN

HALLOWEEN MUSIC

Are your students ready for Halloween music?

Bat von Flapp's Fairy Tales and Scary Tunes will delight your young piano players with SPOOKtacular musical twists on fairy tales.

This exciting resource contains piano songs, note reading games, warm-up exercises, a rhythm activity, sight reading activities, a practice tracker, and a certificate of achievement.



AVAILABLE ON AMAZON




Andrea and Trevor Dow's
VERY USEFUL PIANO LIBRARY

SUPPLEMENTARY SONGS AND ACTIVITIES FOR
EARLY PRIMER PIANO STUDENTS

HALLOWEEN MUSIC

Mid-primer piano students using *Mummy Rocks The Costume Contest* will gain confidence playing middle C music in 3/4 and 4/4 time with stepping and skipping notes. This exciting resource contains Halloween piano songs, note reading games, warm-up exercises, a rhythm activity, a sight reading activity, a practice tracker, and a certificate of achievement.



Andrea and Trevor Dow's
VERY USEFUL PIANO LIBRARY

V.U.
LEVEL
G

MUMMY

ROCKS THE
COSTUME CONTEST

NOTE READING
Beginning at the mummy and ending at the bat, draw a line that passes through every note circle. In Box 1, write the name of each note in each circle that rests on your path. Next, draw a new path and write the note names in Box 2. Finally, play again.

21

CONTEST

AST


Andrea Dow

**HALLOWEEN SONGS AND ACTIVITIES
FOR MID-PRIMER PIANO STUDENTS**

AVAILABLE ON AMAZON



Andrea and Trevor Dow's
VERY USEFUL PIANO LIBRARY



TRICK OR TREAT


NOTE READING

DOODLES

C	Draw 1 lollipop in the bag.
D	Draw 1 chocolate bar in the bag.
E	Draw 1 candy corn in the bag.
F	Draw 1 box of raisins in the bag.
G	Draw 1 candy apple in the bag.

Instructions: Roll a die. Using the legend below, name the note that matches the number rolled. Next, in the legend above, follow the drawing instructions that match the named note. Repeat these instructions seven more times, and then color in the rest of the picture.

					ROLL AGAIN



TRICK OR TREAT

NOTE READING


DOODLES



F	Draw 1 lollipop in the bag.
G	Draw 1 chocolate bar in the bag.
A	Draw 1 candy corn in the bag.
B	Draw 1 box of raisins in the bag.
C	Draw 1 candy apple in the bag.

Instructions: Roll a die. Using the legend below, name the note that matches the number rolled. Next, in the legend above, follow the drawing instructions that match the named note. Repeat these instructions seven more times, and then color in the rest of the picture.

					ROLL AGAIN



TRICK OR TREAT

NOTE READING

DOODLES



G	Draw 1 lollipop in the bag.
A	Draw 1 chocolate bar in the bag.
B	Draw 1 candy corn in the bag.
C	Draw 1 box of raisins in the bag.
D	Draw 1 candy apple in the bag.

Instructions: Roll a die. Using the legend below, name the note that matches the number rolled. Next, in the legend above, follow the drawing instructions that match the named note. Repeat these instructions seven more times, and then color in the rest of the picture.

					ROLL AGAIN