

Today we are sharing six Halloween piano games that reinforce note reading in C position, G position, and middle C position.


"TRICK" TAC TOE NOTE READING

TRICK TAC TOE (C POSITION)

Look at Game 1 below. Instead of drawing an X in a square, Player 1 prints a C on a treble staff. Instead of drawing an O in a square, Player 2 prints a D on a treble staff. Remember, three in a row wins the game!


Game 1 - Cs and Ds

Game 3 - Es and Fs



Game 2 - Ds and Es

Game 4 - Fs and Gs



Game 2 - Cs and Es

Game 4 - Es and Fs

CHRISTMAS IS NEXT! TRY THIS...

Jolly Old St. Nicholas Needs A Brand New Sleigh is composed in C position and treble C position. Level 1A piano students using this book will gain confidence playing Christmas music that includes harmonic intervals.

Inside you will discover 8 piano pieces, interval and note reading games, warm-up exercises, sight-reading activities, a practice tracker, and a certificate of achievement.



ANDREA AND TREVOR DOW'S VERY USEFUL PIANO LIBRARY

**V.U.
LEVEL
N**



**JOLLY OLD ST. NICHOLAS NEEDS A
BRAND NEW SLEIGH**



**CHRISTMAS SONGS AND ACTIVITIES
FOR LEVEL 1A PIANO STUDENTS**

The complex block shows the book cover and a preview of its content. At the top, it says 'ANDREA AND TREVOR DOW'S VERY USEFUL PIANO LIBRARY'. Below that is a starburst graphic with 'V.U. LEVEL N'. To the right is a small illustration of the tractor from the previous image. Below the tractor is a signpost with a red and white striped pole and a yellow sign that says 'NORTH POLE'. The main title 'JOLLY OLD ST. NICHOLAS NEEDS A BRAND NEW SLEIGH' is written in large, bold, red letters. At the bottom, there are three overlapping images: a musical score on the left, an 'INTERVAL READING' activity in the center (showing a tractor and musical staves with interval circles), and another musical score on the right with the number '15' in a green box.

AVAILABLE ON AMAZON

BUY NOW

Andrea and Trevor Dow's
VERY USEFUL PIANO LIBRARY

CHRISTMAS IS NEXT! TRY THIS...


Fa La La Late For Christmas is jam-packed with holiday tunes, note reading games, warm-up exercises, a rhythm activity, a sight reading activity, a practice tracker, and a certificate of achievement.

Composed in middle C position and in 3/4 time, the traditional Christmas carols in this book are arranged to match the pedagogical development of mid-primer piano students.



ANDREA AND TREVOR DOW'S VERY USEFUL PIANO LIBRARY

FA LA LA LATE FOR CHRISTMAS



AVAILABLE ON AMAZON


BUY NOW

Andrea and Trevor Dow's
VERY USEFUL PIANO LIBRARY

CHRISTMAS SONGS AND ACTIVITIES IN 3/4 TIME
FOR MID-PRIMER PIANO STUDENTS










TRICK TAC TOE

(MIDDLE C POSITION)












Look at Game 1 below. Instead of drawing an X in a square, Player 1 prints a C on a treble staff. Instead of drawing an O in a square, Player 2 prints a D on a treble staff. Remember, three in a row wins the game!










Game 1 - Cs and Gs










Game 2 - Ds and Es

Game 3 - Ds and Fs


Game 4 - Fs and Gs

TRICK TAC TOE

(MIDDLE C POSITION)

Look at Game 1 below. Instead of drawing an X in a square, Player 1 prints an F on a bass staff. Instead of drawing an O in a square, Player 2 prints an A on a bass staff. Remember, three in a row wins the game!



Game 1 - Fs and As

Game 2 - Gs and Bs


Game 3 - Fs and Cs

Game 4 - Gs and As

TRICK TAC TOE

(C POSITION)

Look at Game 1 below. Instead of drawing an X in a square, Player 1 prints a C on a treble staff. Instead of drawing an O in a square, Player 2 prints a D on a treble staff. Remember, three in a row wins the game!



Game 1 - Cs and Ds


Game 2 - Ds and Es

Game 3 - Es and Fs

Game 4 - Fs and Gs

TRICK TAC TOE

(C POSITION)



Look at Game 1 below. Instead of drawing an X in a square, Player 1 prints a C on a bass staff. Instead of drawing an O in a square, Player 2 prints a G on a bass staff. Remember, three in a row wins the game!

Game 1 - Cs and Gs


Game 2 - Cs and Es

Game 3 - Es and Gs

Game 4 - Es and Fs

TRICK TAC TOE

(G POSITION)



Look at Game 1 below. Instead of drawing an X in a square, Player 1 prints a G on a treble staff. Instead of drawing an O in a square, Player 2 prints a D on a treble staff. Remember, three in a row wins the game!

Game 1 - Gs and Ds

Game 2 - As and Cs


Game 3 - As and Bs

Game 4 - Bs and Ds

TRICK TAC TOE

(G POSITION)

Look at Game 1 below. Instead of drawing an X in a square, Player 1 prints a G on a bass staff. Instead of drawing an O in a square, Player 2 prints an A on a bass staff. Remember, three in a row wins the game!



Game 1 - Gs and As

Game 2 - Gs and Bs

Game 3 - As and Cs

Game 4 - Bs and Ds
