







Use today's primer piano board game to reinforce aural recognition of rhythms in 3/4 time.

PRIMER EAR TRAINING



JINGLE BELL
RHYTHM
ROLL

JINGLE BELL
RHYTHM
ROLL



CHRISTMAS MUSIC

Fa La La Late For Christmas is jam-packed with holiday tunes, note reading games, warm-up exercises, a rhythm activity, a sight reading activity, a practice tracker, and a certificate of achievement.

Composed in middle C position and in 3/4 time, the traditional Christmas carols in this book are arranged to match the pedagogical development of mid-primer piano students.



ANDREA AND TREVOR DOW'S VERY USEFUL PIANO LIBRARY

FA LA LA LATE FOR CHRISTMAS



V.U.
LEVEL
F



AVAILABLE ON AMAZON




Andrea and Trevor Dow's
VERY USEFUL PIANO LIBRARY

CHRISTMAS SONGS AND ACTIVITIES IN 3/4 TIME
FOR MID-PRIMER PIANO STUDENTS

MORE HOLIDAY MUSIC


ANDREA AND TREVOR DOW'S VERY USEFUL PIANO LIBRARY

V.U. LEVEL C



The "Elf-a" Notes

WORLD TOUR



ALPHA NOTE CHRISTMAS SONGS AND ACTIVITIES
FOR PRE-READING PIANO STUDENTS

BUY NOW

Andrea and Trevor Dow's
VERY USEFUL PIANO LIBRARY



V.U. LEVEL G


THE FLIGHT OF THE CHRISTMAS TREE



CHRISTMAS SONGS AND ACTIVITIES
FOR MID-PRIMER PIANO STUDENTS


BUY NOW

Andrea and Trevor Dow's
VERY USEFUL PIANO LIBRARY



V.U. LEVEL H

SLEDWARD'S ICE AND EASY SONGBOOK



SUPPLEMENTARY SONGS AND ACTIVITIES
FOR MID-PRIMER PIANO STUDENTS

BUY NOW

Andrea and Trevor Dow's
VERY USEFUL PIANO LIBRARY



V.U. LEVEL K

COMET'S FREEZING COLD CAROLS



CHRISTMAS SONGS AND ACTIVITIES
FOR LATE PRIMER PIANO STUDENTS

BUY NOW



JINGLE BELL RHYTHM ROLL

1	2	3	4	5	6	7	8	9
10	11	12	13	14	15	16	17	18
19	20	21	22	23	24	25	26	27
28	29	30	31	32	33	34	35	36
37	38	39	40	41				
42	43	44	45	46				
47	48	49	50	51				





JINGLE BELL RHYTHM ROLL

Playing Instructions

1. To begin, the teacher secretly chooses ten numbers between 1 and 51, records them on a slip of paper, and hides the paper until the game is over.
2. Next, from the Teacher Master Sheet the teacher plays a rhythm in $3/4$ time OR a rhythm in $4/4$ time.
3. The student decides if the rhythm played in Step 2 was in $3/4$ time or $4/4$ time and then rolls a die.
4. If the rhythm played was in $3/4$ time, the student colors a number of **SQUARES** on the game board that corresponds to the value on the die. If the rhythm played was in $4/4$ time, the student colors a number of **CIRCLES** on the game board that corresponds to the value on the die.
5. Repeat Steps 2 to 4 five more times.
6. Score the game using the instructions below.

Scoring Instructions:

After all rounds are complete the teacher reveals the secret numbers. The student receives one point for every colored shape that contains a secret number. If the student scores four or more points she wins. If the student scores less than four points she loses.

INSTRUCTIONS





TEACHER MASTER SHEET

Use a jingle bell to perform the following rhythms (or play the rhythms on any key).
Keep this page out of your student's view.

