









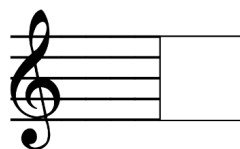





These flexible resources—including customizable note reading sheets, blank staff paper, and Tic Tac Toe note reading—make it simple to create personalized exercises tailored exactly to each student.

## CUSTOMIZABLE EXERCISE PAGES

### DIY NOTE READING


**Teacher Instructions:** Draw notes on the blank music staves to reinforce specific note sets with your piano students.

**Student Instructions:** In the boxes, write the note names for the note images.



### PAPER

piece, practice  
re...



# THE NEW PRIMER 2

We've taken everything you loved about the original book and made it even better! Here's what's new in the 2nd Edition:

**WAY MORE Music:** Brand new tunes and longer pieces make playing more rewarding than ever.

**Page and Unit Numbers:** No more hunting around to find your place.

**Updated Illustrations and Visuals:** Fresh designs bring each page to life.



STORY-BASED • REPERTOIRE • DUETS • ACTIVITIES • EXERCISES

## WUNDERKEYS®

PRIMER PIANO BOOK TWO



2nd Edition

ANDREA & TREVOR DOW

AVAILABLE ON AMAZON

**BUY NOW**

*Andrea and Trevor Dow's*  
VERY USEFUL PIANO LIBRARY

# THE NEW PRIMER 1

We've taken everything you loved about the original book and made it even better! Here's what's new in the 2nd Edition:

**Almost twice** as much music: Yep, 1.74 times more measures to keep students progressing!

**Fresh pre-reading** notation and illustrations: Units 1-4 have a polished, updated look.

**Page numbers** and unit numbers: No more hunting for pages.

**Updated** illustrations and visuals.



STORY-BASED • REPERTOIRE • DUETS • ACTIVITIES • EXERCISES

## WUNDERKEYS®

PRIMER PIANO BOOK ONE



2nd Edition

ANDREA & TREVOR DOW

AVAILABLE ON AMAZON







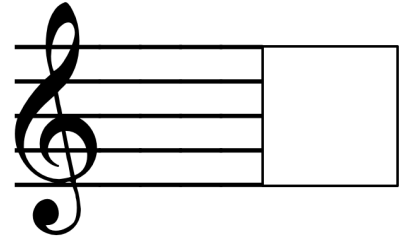


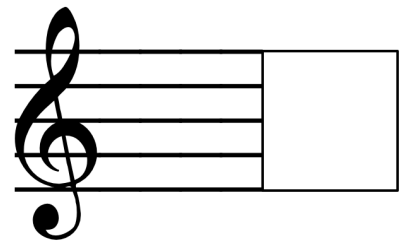

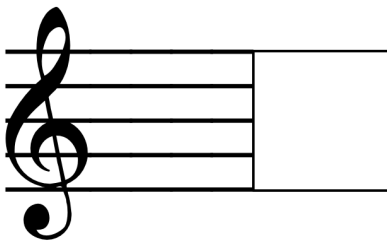

**BUY NOW**

*Andrea and Trevor Dow's*  
VERY USEFUL PIANO LIBRARY

# DIY NOTE READING

**Teacher Instructions:** Draw notes on the blank music staves to reinforce specific note sets with your piano students.











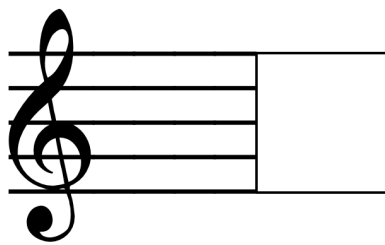

**Student Instructions:** In the boxes, write the note names for the note images.



# DIY NOTE READING






**Teacher Instructions:** Draw notes on the blank music staves to reinforce specific note sets with your piano students.

**Student Instructions:** In the boxes, write the note names for the note images.







# PRIMER STAFF PAPER

Use the **Primer Staff Paper** to compose a piano piece, practice note printing, create technical exercises, and more...



# PRIMER STAFF PAPER

Use the **Primer Staff Paper** to compose a piano piece, practice note printing, create technical exercises, and more...












# TIC TAC TOE










**Teacher Instructions:** In the blank spaces above each game board, write the names of two notes that require extra practice. When playing Tic Tac Toe, use the corresponding note images instead of Xs and Os.












**Game 1 - \_\_\_\_ and \_\_\_\_**

**Game 2 - \_\_\_\_ and \_\_\_\_**

**Game 3 - \_\_\_\_ and \_\_\_\_**

**Game 4 - \_\_\_\_ and \_\_\_\_**

