









These flexible resources—including customizable note reading sheets, blank staff paper, and flashcards—make it simple to create personalized exercises tailored exactly to each student.

CUSTOMIZABLE LEVEL 1 EXERCISE PAGES

LEVEL 1A STAFF PAPER

Use the **Level 1A Staff Paper** to compose a piano piece, practice note printing, create technical exercises, and more...



DIY FLASHCARDS

Level 1




DIY FLASHCARDS


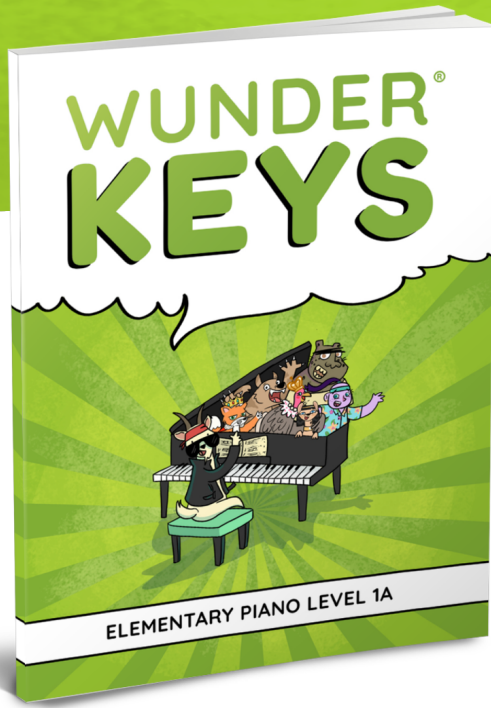
Level 1




DIY FLASHCARDS

Level 1





SIGHT READING - TECHNICAL EXERCISES



PIANO GAMES - RHYTHM PLAY



ORIGINAL AND TRADITIONAL PIANO SOLOS

USE THIS ACTIVITY WITH:

WunderKeys Elementary Piano Level 1A

In this book students will explore note reading on the grand staff, add expression using staccato, legato, crescendo, diminuendo and pedal, identify and play harmonic and melodic intervals of a 2nd, 3rd, 4th, and 5th, improve coordination, gain confidence playing "out of position," explore mid-piece hand movement, reinforce rhythmic accuracy, gain a sense of pulse, and explore rest values.

[CLICK HERE TO BUY NOW](#)



"Pedagogically, this is another amazingly sound, balanced, playful method book."



"There's no comparison! I've never seen a curriculum as wonderful as WunderKeys."







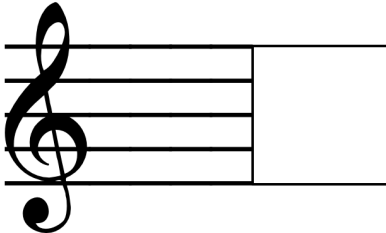
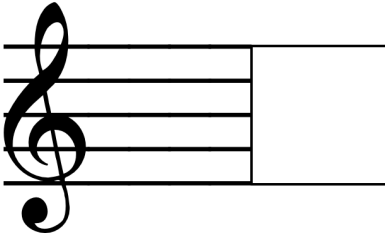
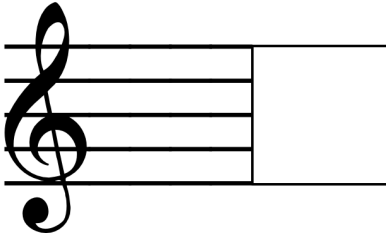
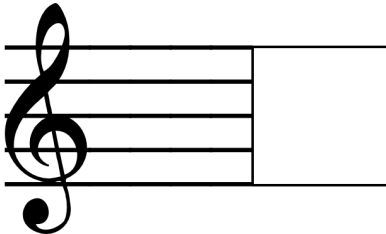
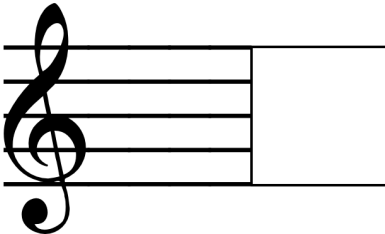
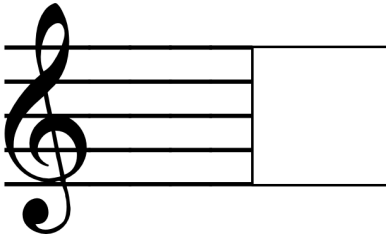


"It's about time pedagogy got an influx of modern flair."

DIY NOTE READING

Teacher Instructions: Draw notes on the blank music staves to reinforce specific note sets with Level 1A students.







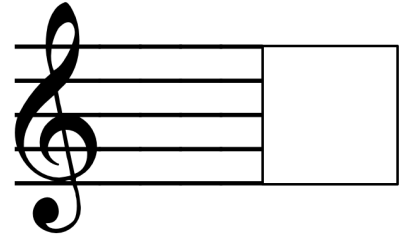

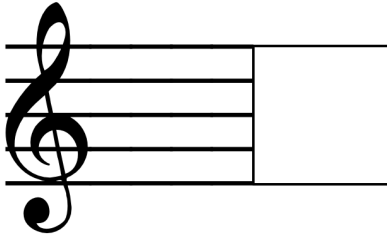
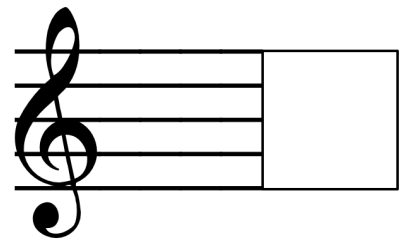
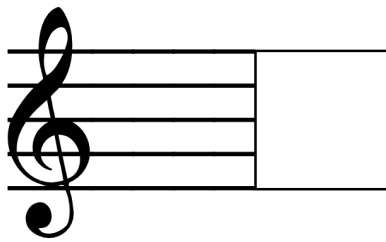
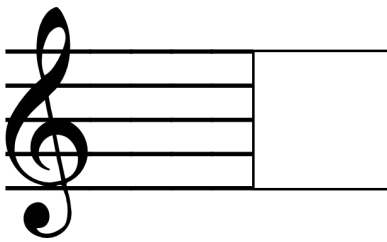
Student Instructions: In the boxes, write the note names for the note images.



DIY NOTE READING





Teacher Instructions: Draw notes on the blank music staves to reinforce specific note sets with Level 1B students.

Student Instructions: In the boxes, write the note names for the note images.







LEVEL 1A STAFF PAPER

Use the **Level 1A Staff Paper** to compose a piano piece, practice note printing, create technical exercises, and more...



LEVEL 1B STAFF PAPER

Use the **Level 1B Staff Paper** to compose a piano piece, practice note printing, create technical exercises, and more...



DIY FLASHCARDS

Level 1



DIY FLASHCARDS

Level 1



DIY FLASHCARDS

Level 1



DIY FLASHCARDS

Level 1



DIY FLASHCARDS

Level 1



DIY FLASHCARDS

Level 1



DIY FLASHCARDS

Level 1



DIY FLASHCARDS










Level 1



DIY FLASHCARDS

Level 1





DIY FLASHCARDS

Level 1



DIY FLASHCARDS

Level 1



DIY FLASHCARDS

Level 1



DIY FLASHCARDS

Level 1



DIY FLASHCARDS

Level 1



DIY FLASHCARDS

Level 1



DIY FLASHCARDS

Level 1



DIY FLASHCARDS







Level 1



DIY FLASHCARDS

Level 1





DIY FLASHCARDS

Level 1



DIY FLASHCARDS

Level 1



DIY FLASHCARDS

Level 1



DIY FLASHCARDS

Level 1



DIY FLASHCARDS

Level 1



DIY FLASHCARDS

Level 1



DIY FLASHCARDS

Level 1



DIY FLASHCARDS










Level 1



DIY FLASHCARDS

Level 1





DIY FLASHCARDS

Level 1



DIY FLASHCARDS

Level 1



DIY FLASHCARDS

Level 1



DIY FLASHCARDS

Level 1



DIY FLASHCARDS

Level 1



DIY FLASHCARDS

Level 1



DIY FLASHCARDS

Level 1



DIY FLASHCARDS







Level 1


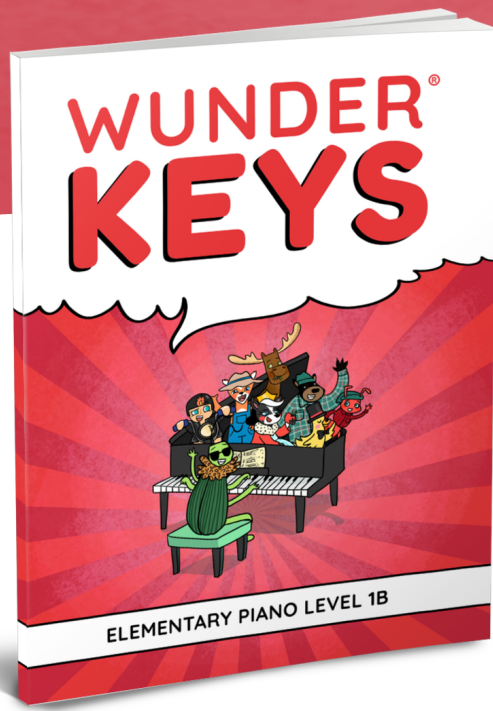


DIY FLASHCARDS


Level 1







THEORY IN CONTEXT - SIGHT READING



TECHNICAL EXERCISES - PIANO GAMES



ORIGINAL AND TRADITIONAL PIANO SOLOS

USE THIS ACTIVITY WITH:

WunderKeys Elementary Piano Level 1B

In this book students will gain an understanding of accidentals by identifying and playing notes affected by sharps and flats, reinforce note reading in C five-finger scales and G five-finger scales, explore major chords and minor chords in blocked and broken forms, improve bilateral abilities and explore mid-piece hand movements, and continue an exploration of rhythm with an introduction to eighth notes.

[CLICK HERE TO BUY NOW](#)



"Pedagogically, this is another amazingly sound, balanced, playful method book."



"There's no comparison! I've never seen a curriculum as wonderful as WunderKeys."



"It's about time pedagogy got an influx of modern flair."