



Get ready to match, roll, and shout “Note Goat!” in this fast-paced piano card game where quick thinking leads to musical mayhem!

C POSITION NOTE READING

A small version of the goat illustration with the text "NG" in the top left, "NOTE! GOAT!" above the goat, and "SET 1" in the bottom right.	A small version of the goat illustration with the text "NG" in the top left, "NOTE! GOAT!" above the goat, and "SET 1" in the bottom right.	A small version of the goat illustration with the text "NG" in the top left, "NOTE! GOAT!" above the goat, and "SET 1" in the bottom right.
A small version of the goat illustration with the text "NG" in the top left, "NOTE! GOAT!" above the goat, and "SET 1" in the bottom right.	A small version of the goat illustration with the text "NG" in the top left, "NOTE! GOAT!" above the goat, and "SET 1" in the bottom right.	A small version of the goat illustration with the text "NG" in the top left, "NOTE! GOAT!" above the goat, and "SET 1" in the bottom right.
A small version of the goat illustration with the text "NG" in the top left, "NOTE! GOAT!" above the goat, and "SET 1" in the bottom right.	A small version of the goat illustration with the text "NG" in the top left, "NOTE! GOAT!" above the goat, and "SET 1" in the bottom right.	A small version of the goat illustration with the text "NG" in the top left, "NOTE! GOAT!" above the goat, and "SET 1" in the bottom right.

A series of musical staves showing note positions for the C position. The first two staves show a treble clef with a C4 note on the first line and a bass clef with a C3 note on the second line. The next two staves show a treble clef with a C4 note on the first line and a bass clef with a C3 note on the second line. The final two staves show a bass clef with a C3 note on the second line and a treble clef with a C4 note on the first line.

HOW TO PLAY

Players

2 players

Materials

- One deck of Note Image Cards (each card displays 4 notes on a staff)
- One deck of Note Name Cards (each card displays 4 note names, e.g., C, E, G, F)
- One die per player

Game Objective

Quickly match note images to note names, roll the correct number on your die—or shout “Note Goat!” if there are zero matches—to win both cards. The player with the most cards at the end is the Note Goat Champion!

Setting It Up

Shuffle both decks separately. Give the Note Image Cards to one player and the Note Name Cards to the other. Each player holds their own deck and one die. Place both decks face down.

Playing the Game

1. On the count of three, both players flip over the top card of their deck and place it face up side by side.
2. Both players quickly scan the cards and count how many matches there are. A match occurs when a note image (on the staff)

corresponds exactly to a note name on the other card (e.g., a G on the staff and the letter “G”).

3. If there is at least one match (1 to 4) both players race to roll that number on their die. The first player to roll the correct number wins the round and keeps both cards.
4. If there are zero matches, the first player to notice shouts “Note Goat!” That player wins the round and keeps both cards.
5. Play until both decks run out of cards.
6. The player with the most cards collected is crowned the Note Goat Champion!

Matching Rule Clarification

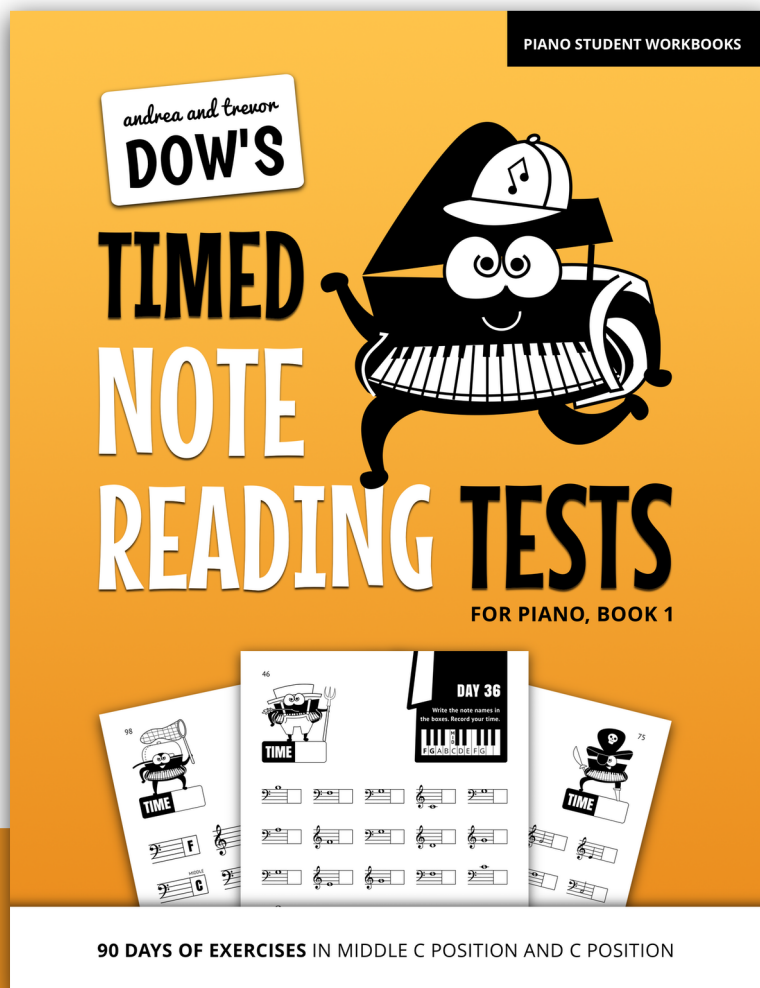
1. A match is always 1 note image + 1 note name.
2. If a card has the same note listed twice (e.g., G and G), but the other card has only one G image, this counts as one match, not two.
3. Each note name and note image can only be used once per round to make a match.

TIMED NOTE READING TESTS

There are 10,080 minutes in a week. You teach each of your piano students for only 30 of these minutes.

Do you really want to waste precious lesson minutes reviewing note reading over and over? Of course not.

Andrea and Trevor Dow's Timed Note Reading Tests For Piano, Book 1 contains 90 days of note reading exercises. Each exercise contains approximately 30 note reading questions; making it approachable for your young piano students and your teen beginners.



AVAILABLE ON AMAZON

BUY NOW

Andrea and Trevor Dow's
PIANO STUDENT WORKBOOKS

90 DAYS OF EXERCISES IN MIDDLE C POSITION AND C POSITION

This page has been left blank for teachers wishing to
apply double-sided printing.

NG



SET 1

NG



SET 1

NG



SET 1

NG



SET 1

NG



SET 1

NG



SET 1

NG



SET 1

NG




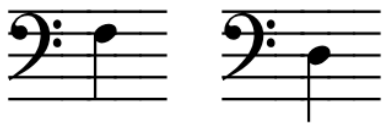

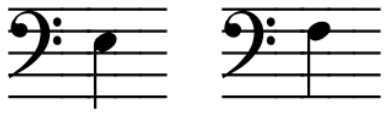



SET 1

NG



SET 1



NG



SET 1

NG



SET 1

NG



SET 1

NG



SET 1

NG



SET 1

NG



SET 1

NG



SET 1

NG



SET 1

NG



SET 1



NG



SET 2

NG



SET 2

NG



SET 2

NG



SET 2

NG



SET 2

NG



SET 2

NG



SET 2

NG



SET 2

NG



SET 2

G G F E D C

D C C E D G

C E E G F F

F F E D G G

D D G E C F

D D C C D D

NG



SET 2

NG



SET 2

NG



SET 2

NG



SET 2

NG



SET 2

NG



SET 2

NG



SET 2

NG



SET 2

NG



SET 2

E E F D C C

C G E F E E

G G E D D C

G G F G C F

F E G F E E

E G D D E E