



**Blue Reverie** is a lyrical New Year piano piece for early teens inspired by The Blue Danube Waltz. It's perfect for late 2B and early intermediate students.

**LEVEL 2B NEW YEAR SOLO**

# BLUE REVERIE



Andrea Dow

Arr. The Blue Danube Waltz

Flowing ♩ = 86

Musical notation for measures 1-4. The piece is in 3/4 time. The first measure starts with a *mp* dynamic. The right hand has a melodic line with a first finger fingering (1) and a slur. The left hand has a bass line with a fifth finger fingering (5) and a slur.

Musical notation for measures 5-8. The right hand continues the melodic line with a slur. The left hand continues the bass line with a slur.

Musical notation for measures 9-13. The right hand has a *mf* dynamic. The right hand has a melodic line with slurs and fingerings (1, 3, 1, 3). The left hand continues the bass line with a slur.

Musical notation for measures 14-17. The right hand has a *mp* dynamic. The right hand has a melodic line with a slur and a first finger fingering (1). The left hand continues the bass line with a slur.

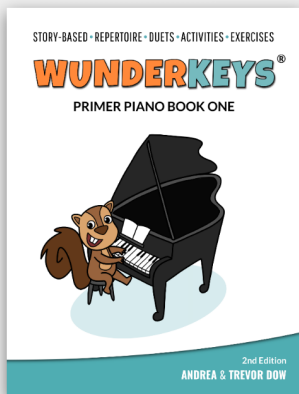
Page 2

Copyright © 2026 WunderKeys®

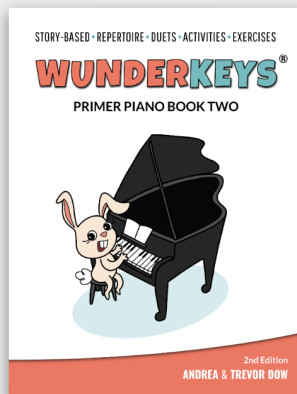
Musical notation for measures 18-21 on page 2. The right hand has a *mf* dynamic. The right hand has a melodic line with a slur and fingerings (1, 2, 5). The left hand continues the bass line with a slur.

Musical notation for measures 22-23 on page 2. The right hand has a *f* dynamic. The right hand has a melodic line with a slur and a fifth finger fingering (5). The left hand continues the bass line with a slur.

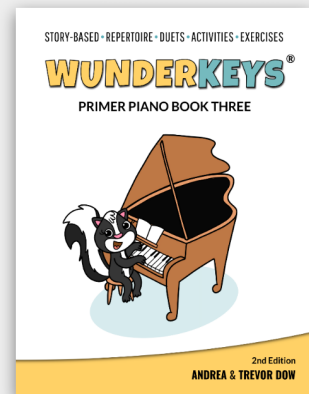
from the **WunderKeys®** Bookstore



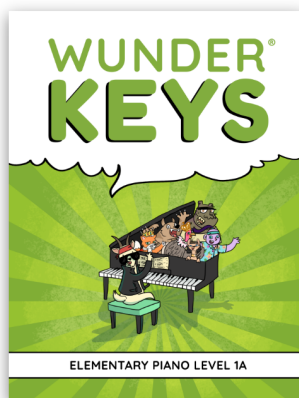
[Click to Buy](#)



[Click to Buy](#)




[Click to Buy](#)



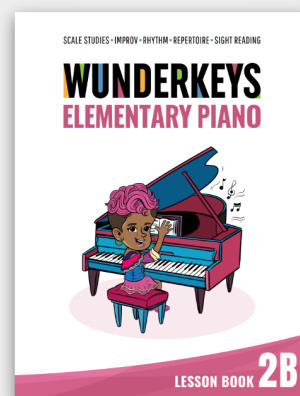
[Click to Buy](#)



[Click to Buy](#)



[Click to Buy](#)



[Click to Buy](#)

# BLUE REVERIE



Andrea Dow

Arr. The Blue Danube Waltz

Flowing ♩ = 86

Musical notation for measures 1-4. Treble clef, 3/4 time signature. Dynamics: *mp*. Fingerings: 1, 5.

Musical notation for measures 5-9. Treble clef, 3/4 time signature. Dynamics: *mp*. Fingerings: 5.

Musical notation for measures 10-13. Treble clef, 3/4 time signature. Dynamics: *mf*. Fingerings: 1, 3, 1, 3, 5.

Musical notation for measures 14-17. Treble clef, 3/4 time signature. Dynamics: *mp*. Fingerings: 1.



18

Musical notation for measures 18-21. The right hand (treble clef) plays a sequence of eighth notes: G4, A4, B4, C5, B4, A4, G4. The left hand (bass clef) plays a sequence of eighth notes: C3, D3, E3, F3, E3, D3, C3. Fingerings '1' are indicated above the first notes in measures 18, 19, and 20. A slur covers the eighth notes in measures 20 and 21.

22

Musical notation for measures 22-25. The right hand (treble clef) plays a sequence of quarter notes: G4, A4, B4, C5, B4, A4, G4. The left hand (bass clef) plays a sequence of quarter notes: C3, D3, E3, F3, E3, D3, C3. A slur covers the quarter notes in measures 22 and 23. A slur covers the quarter notes in measures 24 and 25. The dynamic marking *mf* is present in measure 24.

26

Musical notation for measures 26-29. The right hand (treble clef) plays a sequence of eighth notes: G4, A4, B4, C5, B4, A4, G4. The left hand (bass clef) plays a sequence of eighth notes: C3, D3, E3, F3, E3, D3, C3. Fingerings '1' are indicated above the first notes in measures 26, 27, and 28. A slur covers the eighth notes in measures 28 and 29.

30

Musical notation for measures 30-33. The right hand (treble clef) plays a sequence of quarter notes: G4, A4, B4, C5, B4, A4, G4. The left hand (bass clef) plays a sequence of quarter notes: C3, D3, E3, F3, E3, D3, C3. Fingerings '1', '2', and '5' are indicated above the notes in measures 30, 31, and 32. A slur covers the quarter notes in measures 30 and 31. A slur covers the quarter notes in measures 32 and 33. The dynamic marking *f* is present in measure 32.



34

1 3 5

Detailed description: This system contains measures 34 through 37. The right hand (treble clef) plays a sequence of eighth notes: G4, A4, B4, C5, D5, E5, F5, G5. The left hand (bass clef) plays a sequence of eighth notes: G3, F3, E3, D3, C3, B2, A2, G2. Fingerings 1, 3, and 5 are indicated above the notes in measures 35, 36, and 37 respectively. A fermata is placed over the final note of measure 37.

38

1 3 5

*p*

Detailed description: This system contains measures 38 through 41. The right hand (treble clef) plays a sequence of eighth notes: G4, A4, B4, C5, D5, E5, F5, G5. The left hand (bass clef) plays a sequence of eighth notes: G3, F3, E3, D3, C3, B2, A2, G2. Fingerings 1, 3, and 5 are indicated above the notes in measures 39, 40, and 41 respectively. A fermata is placed over the final note of measure 41. A piano (*p*) dynamic marking is present in measure 41.

42

1 3 1

Detailed description: This system contains measures 42 through 45. The right hand (treble clef) plays a sequence of eighth notes: G4, A4, B4, C5, D5, E5, F5, G5. The left hand (bass clef) plays a sequence of eighth notes: G3, F3, E3, D3, C3, B2, A2, G2. Fingerings 1, 3, and 1 are indicated above the notes in measures 43, 44, and 45 respectively. A fermata is placed over the final note of measure 45.

46

1 2 5

Detailed description: This system contains measures 46 through 49. The right hand (treble clef) plays a sequence of eighth notes: G4, A4, B4, C5, D5, E5, F5, G5. The left hand (bass clef) plays a sequence of eighth notes: G3, F3, E3, D3, C3, B2, A2, G2. Fingerings 1, 2, and 5 are indicated above the notes in measures 47, 48, and 49 respectively. A fermata is placed over the final note of measure 49.