







Kick off the Olympic spirit in your studio with a customizable, Olympic-themed piano practice pack that lets you turn blank sheet music, note-reading pages, and Tic Tac Toe boards into fun, motivating challenges your students will be excited to train for.

**CUSTOMIZABLE EXERCISE PAGES**

**OLYMPIC STAFF PAPER**




Use the **Staff Paper** to compose an Olympic piano piece, practice note printing, create technical exercises, and more...



**DIY NOTE**

**Teacher Instructions:**  
music staves to reinforce  
with your piano students


**Student Instructions:**  
note names for the notes



\_\_\_ and \_\_\_



\_\_\_ and \_\_\_




# COMING SOON...




Available next Tuesday

Olympic Resources Available Now:







[Click to Buy](#)



[Click to Buy](#)

# OLYMPIC STAFF PAPER










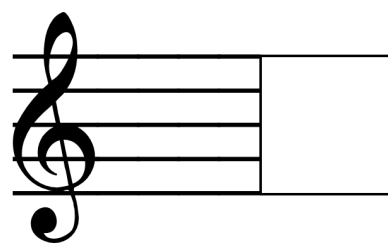


Use the **Staff Paper** to compose an Olympic piano piece, practice note printing, create technical exercises, and more...



# DIY NOTE OLYMPICS

**Teacher Instructions:** Draw notes on the blank music staves to reinforce specific note sets with your piano students.

**Student Instructions:** In the boxes, write the note names for the note images.












# TIC TAC TOE










**Teacher Instructions:** In the blank spaces above each game board, write the names of two notes that require extra practice. When playing Tic Tac Toe, use the corresponding note images instead of Xs and Os.












Game 1 - \_\_\_\_ and \_\_\_\_

Game 2 - \_\_\_\_ and \_\_\_\_

Game 3 - \_\_\_\_ and \_\_\_\_

Game 4 - \_\_\_\_ and \_\_\_\_

