

































A hands-on clip card activity that makes note reading in Middle C position a quick and engaging win for your students.

## MIDDLE C NOTE READING

**Clip Card Game Play:** Cut out the cards and provide clothespins for your student. For each card, have them look at the note name on the spider's shirt, find the matching note from the three options below, and clip their answer.

provide clothespins for your student. name on the spider's shirt, find the and clip their answer.

If your mid-primer students love soccer—or just love a good story—Coach Webber’s Keeper Seeker Songbook, V. U. Level E is about to become a studio favorite.

**Coach Webber** is on a mission to find a goalie... but this stressed-out spider is not having much luck. A ball pops on a rhino’s nose, a sloth can’t get up to speed to make a save, and an ostrich hides its head in the ground.

As students follow this hilarious story, they’ll build confidence with note reading in Middle C position. Each piece is catchy and perfectly leveled to keep progress feeling achievable.



ANDREA AND TREVOR DOW'S VERY USEFUL PIANO LIBRARY

# COACH WEBBER'S KEEPER SEEKER

SONGBOOK, V.U. LEVEL E

12

POP!

7





































SUPPLEMENTARY SONGS AND ACTIVITIES  
**FOR MID-PRIMER PIANO STUDENTS**

AVAILABLE ON AMAZON

**THIS TUESDAY**

*Andrea and Trevor Dow's*  
VERY USEFUL PIANO LIBRARY

**Clip Card Game Play:** Cut out the cards and provide clothespins for your student. For each card, have them look at the note name on the spider's shirt, find the matching note from the three options below, and clip their answer.

**Clip Card Game Play:** Cut out the cards and provide clothespins for your student. For each card, have them look at the note name on the spider's shirt, find the matching note from the three options below, and clip their answer.

